

First Grade Remote Learning

May 25, 2020-May 29, 2020

First Grade Friends, here are your lessons for this week. Try your best! Show us how smart you are and how hard you have been working. **This week, there are lessons you MUST DO and send to your teacher.** You can take a picture and send it through ClassDojo Messenger or email it to your teacher. **The MUST DO lessons will be highlighted in yellow.** You should be trying the other lessons, too!

Below are your teachers' email. If you need our help, you can send a message in ClassDojo or through email. Take care.

norgrenm@springfieldpublicschools.com

Mrs. Norgren Room 1

caseyk@springfieldpublicschools.com

Mrs. Casey - First grade ELA support

falvok@springfieldpublicschools.com

Mrs. Falvo Room 9

greenm@springfieldpublicschools.com

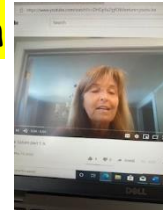
Ms. Green - ELL support

Reading

An Ocean of Animals video with Mrs. Norgren

<https://www.loom.com/share/636498c5e5a544aa839ab518206d5c92>

<https://www.loom.com/share/1f2b58bff2fe482681b182fac04672e5>



Write and/or draw something you learned from the story.

Watch A Read Aloud story

Monday ~ Joseph Had a Little Overcoat

<https://www.youtube.com/watch?v=YxD3VXI0S2I>

Tuesday ~ A House is a House

<https://www.youtube.com/watch?v=s4cGB0-7R-0>

Wednesday ~ A Chair for Mother

<https://www.youtube.com/watch?v=wV1ege3JEFE>

Thursday ~ No David

<https://www.youtube.com/watch?v=9Wsod3IPIYY>

Friday ~ The Stray Dog

<https://www.youtube.com/watch?v=zP5FbKL1lps>



Talk about the following questions with your child after listening to the story:

- Discuss the characters. (people and animals in the story)
- Discuss the setting. (Where does the story take place?)
- Discuss what happened in the **beginning**, **middle** and **end** of the story.
- Discuss the problem and solution in the story.

Writing -

Answer the following daily prompt after listening to each of the stories:

Monday - In the story Joseph used his coat for many different ways. Write and draw some ways we can reuse things in your home.

Tuesday - Animals all have homes. Think of an animal and describe the kind of home that they live in.

A _____ lives in a _____. The home looks like ...

Wednesday - If you had a jar full of money, what would you be saving for?

I would be saving for _____ because _____

Thursday - Think of a school rule and write why it is important.

Friday - If you could get a pet, what would it be? Write what you would do with that pet.

Writing MUST Do

Watch video <https://www.youtube.com/watch?v=KEK2oGBSsHk>

❖ Would you rather play at a park or play at the beach? Write why you would like to play there.

I would rather play at

A few reminders: An opinion piece of writing is your own thoughts or ideas.

Your writing is what YOU believe in and what is in your heart.

There are no right or wrong answers.

Please include: Capital letters

Finger spaces

End punctuation

Your writing piece needs to make sense



Make sure your piece of writing has 4-5 sentences. Please include your reasons why you would rather play at the park or at the beach.

Sight Word / Word Wall Words

These are the words your child has been working on for homework and in the classroom.

Each reading group has their own set of words. You can message your child's teacher to find their set. Create flashcards with those words using any type of blank paper.

You will want to go through the deck of cards with them using the following procedure: show the child the card, if they do not read the word within 5 seconds read the word to them, have them repeat the word, then spell the word and then read it again. **READ, SPELL, READ** Show the next word.

SIGHT WORD PRACTICE WITH MRS. CASEY

Here is a video to practice your sight words SIPPS WEEK 2



https://spsma-my.sharepoint.com/:v:/g/personal/caseyk_springfieldpublicschools_com/EVL0CQyWD5ZDkEDv9t6X_rABi3Bjk4lymiTh6mLcwrzWxA?e=bLdxYv

Practice these words and check with your child's teacher to find their word list.


Some other activities that you can do to practice the words are:

1. Word of the Day: tape sight words written on an index card around the house. Your child should read the words as they go past them.
2. Jump to Read: write the words your child is practicing in chalk outside, spend five to ten minutes a day jumping from word to word and calling them out.
3. Concentration/Memory - make matching sets of sight word cards.
4. Shaving Cream: Spread shaving cream onto a plastic tray and write the words with your finger.
5. Tic Tac Toe: Play tic tac toe (using two sight words instead of x and o).
6. Sight Word Search: Hide two or three sight words around the house. Have your child find them (each day hide them in a new place).
7. Sight Word Detective: look for sight words in your favorite story each night.

Listen to your child read:

In class your child participates in a reading group, below are the links to barcodes that will allow your child to practice all their books from their reading groups.

Please message your student's teacher in ClassDojo about which set (1,2,3,4 or 5) you should be working on with your child at home!




Set 1	https://www.collaborativeclassroom.org/wp-content/uploads/2020/03/Barcodes-for-SGR-Set-1.pdf
Set 2	https://www.collaborativeclassroom.org/wp-content/uploads/2020/03/Barcodes-for-SGR-Set-2.pdf
Set 3	https://www.collaborativeclassroom.org/wp-content/uploads/2020/03/Barcodes-for-SGR-Set-3.pdf
Set 4	https://www.collaborativeclassroom.org/wp-content/uploads/2020/03/Barcodes-for-SGR-Set-4.pdf
Set 5	https://www.collaborativeclassroom.org/wp-content/uploads/2020/03/Barcodes-for-SGR-Set-5.pdf

MUST DO - Teachers are checking your i-Ready minutes! You must complete 45 minutes per week to earn credit for the fourth quarter marking period.

i-Ready Reading: 20 Minutes Daily (Directions for logging in <https://youtu.be/SelkoiVyBHY>)

- Go to
<https://students.springfieldpublicschools.com/SitePages/Applications.aspx>



- Click on
- Complete 20 minutes of reading

MUST DO - Ms. Green's students can do Imagine Learning and i-Ready during this time.



Independent Reading (Your child is familiar with this time as IDR):

Help your child read for enjoyment with a JUST RIGHT book on their level.

Too Easy	Just Right	Too Hard
<ul style="list-style-type: none">• Can read all the words• Can understand and retell the story• Reads with easy fluency	<ul style="list-style-type: none">• Can read most of the words• Struggles with fewer than five words per page• Uses strategies to figure out tricky words• Can understand and retell the story• Reads fluently	<ul style="list-style-type: none">• Cannot read many words• Does not have fluency• Cannot retell much of the story

Taken from: https://www.collaborativeclassroom.org/wp-content/uploads/2020/03/IDR-Support-for-Parents_PL-4017.pdf



[This Photo](#) by Unknown Author is licensed under [CC BY-ND](#)



Math

MUST DO

Watch the Math video and complete the four problems

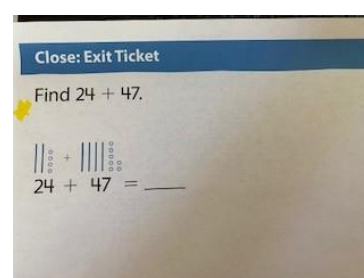



<https://youtu.be/w67vcle4tiw>

Complete the MUST DO problems at the end of the math video.



[This
Pho](#)
+-

Send a picture of your completed work to your teacher in a ClassDojo message or in an email.
Show us your work.



Practicing Adding Larger numbers

$18 + 4 =$

$15 + 7 =$

$26 + 10 =$

$39 + 13 =$

$12 + 40 =$

$17 + 50 =$


Try different strategies and send in a picture to your teacher through ClassDojo.

- factmonster.com
- Xtramath.org

i-Ready Math MUST DO - Teachers are checking your i-Ready minutes! You must complete 45 minutes per week to earn credit for the fourth quarter marking period.

Directions for logging in <https://youtu.be/SelkoiVyBHY>

Go to <https://students.springfieldpublicschools.com/SitePages/Applications.aspx>

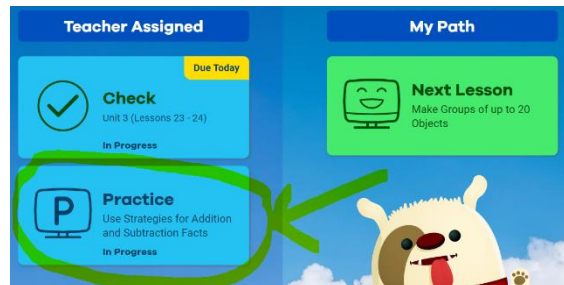


- Click on

Lesson/Practice:

BLUE BOX

- Log into i-Ready - choose Math
Directions for logging in <https://youtu.be/SelkoiVyBHY>



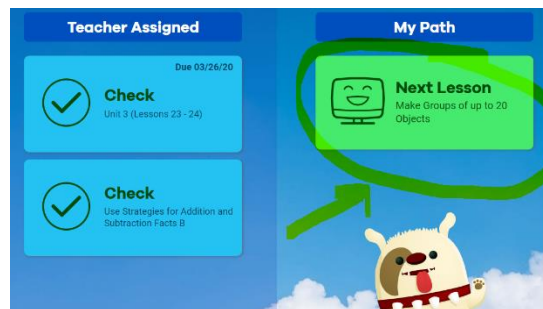
My Path:

GREEN BOX



Bookshelf

- Complete lessons under My Path - 3 times a day for 15 minutes each day.



Math in the World:

- Talk about math throughout the day.
- For example:
 - Count the stairs as you walk up and down.
 - Point out shapes around you. For example, a stop sign is an octagon.
 - Count your toys as you put them away.
 - Set a timer on your phone and talk about the amount of time that has passed.

Science - **MUST DO**

Watch the video <https://youtu.be/jbjSCS-oXOw>

Draw/write a picture of a plant and label the parts of the plant. Use the video to help you.

