

Kindergarten Remote Learning
















Lessons for May 18, 2020 – May 22, 2020

Teacher Email

Room 5 Miss McMaster mcmasterd@springfieldpublicschools.com

Room 7 Miss Krok kroke@springfieldpublicschools.com

|    | | |
|---|---|--|
| Suggested Schedule | | |
|  |  | My Job is to... ^{1,2} <ul style="list-style-type: none"> • Be in the expected place^{1,2} • At the expected time^{1,2} • Doing expected things^{1,2} |
| |  | Get up, get dressed, brush your teeth, & eat breakfast ^{1,2} |
|  30 minutes ^{1,2} |  | i-Ready Reading ^{1,2}  |
|  30 minutes ^{1,2} |  | Read – Write ^{1,2} Scholastic at home, literacy ^{1,2} Pro, real books... ^{1,2} Write & Share using Figgrid ^{1,2} |
|  30 minutes ^{1,2} |   | Take a break ^{1,2} Bathroom & Movement ^{1,2} |
|  30 minutes ^{1,2} |  | i-Ready Math ^{1,2}  |
|  30 minutes ^{1,2} |  | Sight Words ^{1,2} Pick a way to learn 2 to 5 new words each week ^{1,2} |
|  30 minutes |  | You pick one of the topics on our class web page. You can count to 100, add & subtract to 5, science, taped lessons ^{1,2} |



This Week's Learning Goals:

Assignments that must be turned in to us are **highlighted in yellow**.
Please contact us with any questions or comments.



- **Continue i-Ready reading and math lessons.** You must complete at least 45 minutes in reading and 45 minutes in math. You may do additional time if you wish to.
- **Movement breaks, exercise, calming strategies,** are important to help you stay safe & healthy.
- **Say Hello** – Parents try to navigate to Unified Classroom (the fancy P), sign in with your child's SPS credentials when asked, look for the kindergarten class page along the left side of your screen. We invite you to explore the class webpage. It is filled with useful sections and resources. You will need to go to our class webpage from Unified Classroom and look for the section called, Say Hello to complete the Say Hello activity. We want each child to access an app called Flipgrid to make a video recording saying hello to their friends and exploring the great features that are available on Flipgrid. You can make your video by scrolling to the bottom of the rectangle box and pressing the green plus sign. This will take you to the app. The app can also be downloaded onto a tablet or phone by visiting wherever you select apps for your device.
- **Reading & Writing Work**– You should read and write every day. You may choose the books to read and what to write about. You must submit at least 1 piece of writing each week. You may do additional writing and share them through Flipgrid or take a photo and send it to us on ClassDojo.
- **Word Work** – We offer several lists of sight words depending on how many words your child currently knows. The goal is for all kindergarten children to be able to quickly and accurately read each of the 33 words. We have a learning sight page on our website. Please visit and find the list of words that is just right for your child. If unsure which list is best for you, just message us.
- **Being a Reader Set Work** – Use any materials already provided to you. Teachers will contact you with any new information or lessons relating to Set work.



- **Math Work** – We want you to practice counting as high as you can. Visit our website. There is a whole page of videos, a hundred's chart you can download, and a flipgrid link to show us your counting. We want you to practice this for a few weeks, so you keep growing your skills. You must send us at least one flipgrid recording of your counting, but you may send more if you would like. No worries if your child can't count to 100 yet, we are practicing. Great if they can, let them keep going.
- **Topics like addition/Subtraction to 5, science, and interesting links are other pages on our website. Visit them to explore and learn.**
- **Help us improve! We welcome your feedback. What is working? What is not? Please share in any way you can.**