

First Grade Remote Learning

May 18 - May 22

First Grade Friends, here are your lessons for this week. Try your best! Show us how smart you are and how hard you have been working. **This week, there are lessons you MUST DO and send to your teacher.** You can take a picture and send it through ClassDojo Messenger or email it to your teacher. **The MUST DO lessons will be highlighted in yellow.** You should be trying the other lessons, too!

Below are your teachers' email. If you need our help, you can send a message in ClassDojo or through email. Take care.

norgrenm@springfieldpublicschools.com

Mrs. Norgren Room 1

caseyk@springfieldpublicschools.com

Mrs. Casey - First grade ELA support

falvok@springfieldpublicschools.com

Mrs. Falvo Room 9

greenm@springfieldpublicschools.com

Ms. Green - ELL support

Reading

Dinosaur Babies Video with Mrs. Norgren

1. <https://youtu.be/DHGp5s2lgF0>

2. <https://youtu.be/SZ62uNDJCuY>



Write and/or draw something you learned from the story Dinosaur Babies.

Watch A Read Aloud story

Monday ~ The Grouchy Ladybug

<https://www.youtube.com/watch?v=Jr3ha03MsK0>

Tuesday ~ The Important Book

<https://www.youtube.com/watch?v=6lONxPrdL9M>

Wednesday ~ Lilly's Purple Plastic Purse

<https://www.youtube.com/watch?v=EeeyREvjWYQ>

Thursday ~ My Friend Rabbit

https://www.youtube.com/watch?v=70ZTk_eItDA

Friday ~ When Sophie Gets Angry

<https://www.youtube.com/watch?v=dNfd8WFDBAY>



Talk about the following questions with your child after listening to the story:

- Discuss the characters. (people and animals in the story)
- Discuss the setting. (Where does the story take place?)
- Discuss what happened in the **beginning**, **middle** and **end** of the story.
- Discuss the problem and solution in the story.

Writing -

Answer the following daily prompt after listening to each of the stories:

Monday - It Makes Me Grouchy when ...

Tuesday - The Most Important Thing About Me is ...

Detail 1. _____ Detail 2. _____ Detail 3. _____

Wednesday - Why did Lilly keep disturbing the class about her purse? What happened in the text?

Thursday - What happened when Mouse let Rabbit play with his toy airplane? How do you know that they are good friends?

Friday - What makes you angry? Think of a time you were angry and how you fixed it?

Writing **MUST DO**

Would you rather be taught at home or in school? Write why you would like to be taught there.

I would rather.....

A few reminders: You should have at least 4-5 sentences. Remember to use finger spaces, capital letters, end punctuation and make sure your piece makes sense.



Sight Word / Word Wall Words

These are the words your child has been working on for homework and in the classroom.

Each reading group has their own set of words. You can message your child's teacher to find their set. Create flashcards with those words using any type of blank paper.

You will want to go through the deck of cards with them using the following procedure: show the child the card, if they do not read the word within 5 seconds read the word to them, have them repeat the word, then spell the word and then read it again. **READ, SPELL, READ** Show the next word.

SIGHT WORD PRACTICE WITH MRS. CASEY

Here is a Video to practice your sight words

https://spsma-my.sharepoint.com/:v:/g/personal/caseyk_springfieldpublicschools_com/EWDr1Z8JdHIAudT-HM0GKpYByXyCBiEuJr5owiZjfAS5kg?e=jh5Blx




Some other activities that you can do to practice the words are:

1. Word of the Day: tape sight words written on an index card around the house. Your child should read the words as they go past them.
2. Jump to Read: write the words your child is practicing in chalk outside, spend five to ten minutes a day jumping from word to word and calling them out.
3. Concentration/Memory - make matching sets of sight word cards.
4. Shaving Cream: Spread shaving cream onto a plastic tray and write the words with your finger.
5. Tic Tac Toe: Play tic tac toe (using two sight words instead of x and o).
6. Sight Word Search: Hide two or three sight words around the house. Have your child find them (each day hide them in a new place).
7. Sight Word Detective: look for sight words in your favorite story each night.

Listen to your child read:

In class your child participates in a reading group, below are the links to barcodes that will allow your child to practice all their books from their reading groups.

Please message your student's teacher in ClassDojo about which set (1,2,3,4 or 5) you should be working on with your child at home!

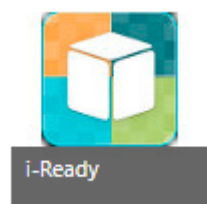


Set 1	https://www.collaborativeclassroom.org/wp-content/uploads/2020/03/Barcodes-for-SGR-Set-1.pdf
Set 2	https://www.collaborativeclassroom.org/wp-content/uploads/2020/03/Barcodes-for-SGR-Set-2.pdf
Set 3	https://www.collaborativeclassroom.org/wp-content/uploads/2020/03/Barcodes-for-SGR-Set-3.pdf
Set 4	https://www.collaborativeclassroom.org/wp-content/uploads/2020/03/Barcodes-for-SGR-Set-4.pdf
Set 5	https://www.collaborativeclassroom.org/wp-content/uploads/2020/03/Barcodes-for-SGR-Set-5.pdf

MUST DO - Teachers are checking your i-Ready minutes! You must complete 45 minutes per week to earn credit for the fourth quarter marking period.

i-Ready Reading: 20 Minutes Daily (Directions for logging in <https://youtu.be/SelkoiVyBHY>)

- Go to
<https://students.springfieldpublicschools.com/SitePages/Applications.aspx>



- Click on
- Complete 20 minutes of reading

MUST DO - Ms. Green's students can do Imagine Learning and i-Ready during this time.



Independent Reading (Your child is familiar with this time as IDR):

Help your child read for enjoyment with a *JUST RIGHT* book on their level.

Too Easy	Just Right	Too Hard
<ul style="list-style-type: none">• Can read all the words• Can understand and retell the story• Reads with easy fluency	<ul style="list-style-type: none">• Can read most of the words• Struggles with fewer than five words per page• Uses strategies to figure out tricky words• Can understand and retell the story• Reads fluently	<ul style="list-style-type: none">• Cannot read many words• Does not have fluency• Cannot retell much of the story

Taken from: https://www.collaborativeclassroom.org/wp-content/uploads/2020/03/IDR-Support-for-Parents_PL-4017.pdf



[This Photo](#) by Unknown Author is licensed under [CC BY-ND](#)



Math **MUST DO**

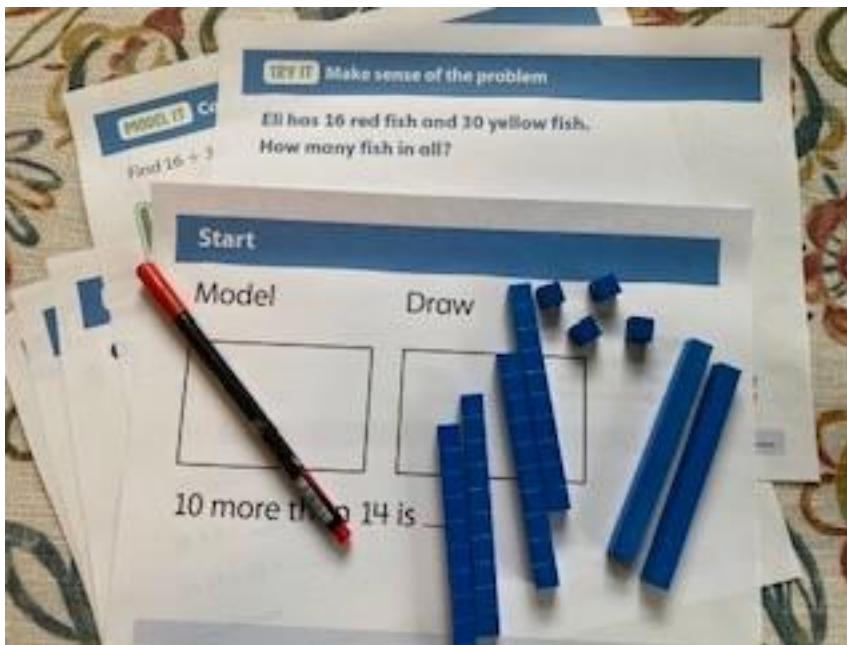
Watch Math video on

ClassDojo lesson 27

Do the problems in the video.

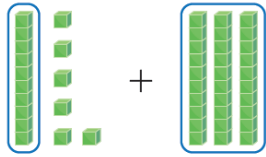


[This Photo](#) by
Unknown
Author is
licensed under
[CC BY-NC-ND](#)



Practicing Adding Groups of Tens

Find $16 + 30$.



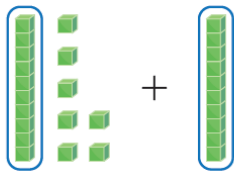
Add the tens. $10 + 30 = \underline{\quad}$

Then add the 6 ones. $40 + 6 = \underline{\quad}$

So, $16 + 30 = \underline{\quad}$.

There are fish in all.

4 Find $17 + 10$.



$$10 + 10 = \underline{\quad}$$

$$20 + 7 = \underline{\quad}$$


$$17 + 10 = \underline{\quad}$$

-
- factmonster.com
 - Xtramath.org

i-Ready Math MUST DO - Teachers are checking your i-Ready minutes! You must complete 45 minutes per week to earn credit for the fourth quarter marking period.

Directions for logging in <https://youtu.be/SelkoiVyBHY>

Go to <https://students.springfieldpublicschools.com/SitePages/Applications.aspx>



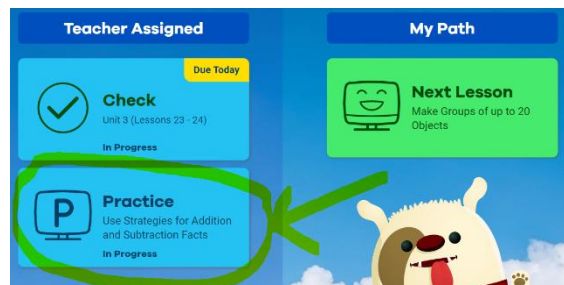
- Click on

Lesson/Practice: **BLUE BOX**

- Log into i-Ready - choose Math

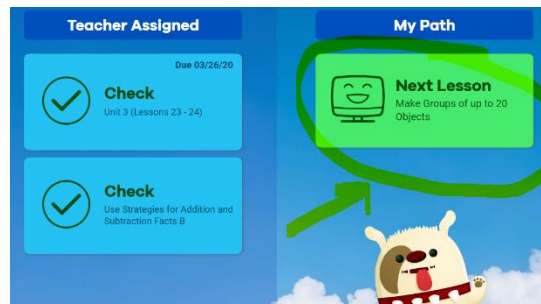
Directions for logging in <https://youtu.be/SelkoiVyBHY>

My Path:



Bookshelf

- Complete lessons under My Path - 3 times a day for 15 minutes each day.



Math in the World:

- Talk about math throughout the day.
- For example:
 - Count the stairs as you walk up and down.
 - Point out shapes around you. For example, a stop sign is an octagon.
 - Count your toys as you put them away.
 - Set a timer on your phone and talk about the amount of time that has passed.

Science - **MUST DO**

Watch the video <https://youtu.be/Shao355bpDQ>

Draw/write about what you learned about seeds. Where have you seen them?

