

# Kindergarten Remote Learning























Lessons for June 8, 2020 – June 12, 2020

## Teacher Email

Room 5 Miss McMaster [mcmasterd@springfieldpublicschools.com](mailto:mcmasterd@springfieldpublicschools.com)

Room 7 Miss Krok [kroke@springfieldpublicschools.com](mailto:kroke@springfieldpublicschools.com)

  		
Suggested Schedule		
		My Job is to... <sup>1,2</sup> <ul style="list-style-type: none"> <li>• Be in the expected place<sup>1,2</sup></li> <li>• At the expected time<sup>1,2</sup></li> <li>• Doing expected things<sup>1,2</sup></li> </ul>
		Get up, get dressed, brush your teeth, & eat breakfast <sup>1,2</sup>
 30 minutes <sup>1,2</sup>		i-Ready Reading <sup>1,2</sup> 
 30 minutes <sup>1,2</sup>		Read – Write <sup>1,2</sup> Scholastic at home, literacy <sup>1,2</sup> Pro, real books... <sup>1,2</sup> Write & Share using <u>Fingrid</u> <sup>1,2</sup>
 30 minutes <sup>1,2</sup>		Take a break <sup>1,2</sup> Bathroom & Movement <sup>1,2</sup>
 30 minutes <sup>1,2</sup>		i-Ready Math <sup>1,2</sup> 
 30 minutes <sup>1,2</sup>		Sight Words <sup>1,2</sup> Pick a way to learn 2 to 5 new words each week <sup>1,2</sup>
 30 minutes		You pick one of the topics on our class web page. You can <sup>1,2</sup> count to 100, add & subtract to 5, science, taped lessons <sup>1,2</sup>



## This Week's Learning Goals:

Assignments that must be turned in to us are **highlighted in yellow**. Please contact us with any questions or comments.



## Reminder about Assignments

The district policy states that to receive credit for the remote learning you are doing at home during the fourth quarter, **you must complete 45 minutes of i-Ready in both reading and math each week**. You must also complete and submit the **must do** assignments from our weekly lesson plans. We are extending due dates to June 12<sup>th</sup> to give more time to complete work. We know that you are working hard to support your child at home. If you have any questions, please email or text through ClassDojo. Please contact us, we want to support you. Here is a list of the assignments:

### ASSIGNMENT

- ✓ Social Studies project – Say Hello using flipgrid app, details below
- ✓ Reading & Writing – Share a piece of your writing. You can submit through flipgrid Book Talk - details below or send a photo through ClassDojo.
- ✓ Math – You pick! Use flipgrid app to make a recording of your child's counting - details below. Or you can watch one of the videos on our measurement class page to learn about comparing height. Draw a picture of something taller than you and shorter than you. Send us the photo on ClassDojo.
- ✓ Science – Explore the science or interesting links pages on our webpage and then write/draw a picture to show something you learned or thought about. You can send the photo through ClassDojo.

### ASSIGNMENT

- **Continue i-Ready reading and math lessons.** **You must complete at least 45 minutes in reading and 45 minutes in math.** You may do additional time if you wish to.
- **VISIT OUR CLASS WEBPAGE** – You will need to log into Unified Classroom. There are several ways to log in. Many of the SPS laptops have a fancy P icon on the desktop when you log in. Simply click the P. You can also go to the student app page and look for the fancy P with NO label under it. Students can also access

Unified Classroom by entering **classroom.powerschool.com** into a browser, click **Sign in with Microsoft** and enter their SPS email and computer password. Here are directions from the district. Once you are logged in, look along the left side of your screen for the words, class pages. Click to enter. There are many fun activities and some information for families. If you click where the communications on the left side menu, you can find information about assignments.

<https://springfieldpublicschools.teamdynamix.com/TDClient/2170/Student/KB/ArticleDet?ID=100548>

- **Movement breaks, exercise, calming strategies**, are important to help you stay safe & healthy.
- **Say Hello** – Parents try to navigate to Unified Classroom (the fancy P), sign in with your child's SPS credentials when asked, look for the kindergarten class page along the left side of your screen. We invite you to explore the class webpage. It is filled with useful sections and resources. You will need to go to our class webpage from Unified Classroom and look for the section called, Say Hello to complete the Say Hello activity. We want each child to access an app called Flipgrid to make a video recording saying hello to their friends and exploring the great features that are available on Flipgrid. You can make your video by scrolling to the bottom of the rectangle box and pressing the green plus sign. **This should take you directly into the Flipgrid app. IF you have a problem, the Flipgrid code for this grid is** <https://flipgrid.com/2ea63081>
- **Reading & Writing Work**– You should read and write every day. You may choose the books to read and what to write about. You must submit at least 1 piece of writing each week. You may do additional writing and share them through Flipgrid or take a photo and send it to us on ClassDojo. **The code for Book Talks Flipgrid activity is** <https://flipgrid.com/b78ebb57>. Links are also connected to our Kindergarten class page.

#### ASSIGNMENT

#### ASSIGNMENT

#### New Being A Writer Assignment: Just the Facts

<https://www.loom.com/share/8c92e0d6eb3c43408f3bab330cd7b8f8>

New Lesson

- **Word Work** – We offer several lists of sight words depending on how many words your child currently knows. The goal is for all kindergarten children to be able to read each of the 33 words quickly and accurately. We have a learning sight word page on our website. Please visit and find the list of words that is just right for your child. If unsure which list is best for you, just message us.
  - Here is a recorded lesson to practice sight words.  
<https://www.loom.com/share/b70a8a19a7014eb78d4119e160ff7871>

## ASSIGNMENT

- **Being a Reader Set Work** – Use any materials already provided to you. Teachers will contact you with any new information or lessons relating to Set work. Not all children were given this activity, so no worries if it isn't familiar to you.
- **Counting** – We want you to practice counting as high as you can. Visit our website. There is a whole page of videos, a hundred's chart you can download, and a Flipgrid link to show us your counting. We want you to practice this for a few weeks, so you keep growing your skills. You must send us at least one Flipgrid recording of your counting, but you may redo your recording as many times as you want. No worries if your child cannot count to 100 yet, we are practicing. Great if they can, let them keep going. If you have difficulty with the class web page link, try this <https://flipgrid.com/b78ebb57>.

OR

- **Math Work Measurement** – Explore the measurement page on our class webpage. Draw a picture of something that is taller than you and shorter than you. You can send a photo of your work or message us about what you drew through ClassDojo.
- **Math Work Addition & Subtraction**- We are posting video lessons to teach new content – addition to 10 and revisit addition as well as subtraction to 5. Our class web page has videos to learn about addition and subtraction. You can also make flash cards to practice. Our web page has a link to a quiz like activity your child might enjoy. This is not required, but many kids find it fun.

**NEW!**

NEW Lesson!

- Here are newly recorded lessons to use if helpful
  - Math – Lesson 22, Sections from 2, 4, & 5, Find the Missing Part of 10  
<https://www.loom.com/share/ba6192a20d774449b6636404d6efebc7>
- Here are previously recorded
  - Math – Lesson 21, section 2, Addition to 10  
<https://www.loom.com/share/6d2423b75fdd48e5bfef15e7bd4baf7d>
  - Math – Revisit Video Lesson 20, section 2, Add & Subtract Up to 5  
<https://www.loom.com/share/a008f9a634504111810d2ab2b51a5bf5>
  - Math – Revisit Video Lesson 19, section 2, Subtracting From 5  
<https://www.loom.com/share/cbcfa93303734dba8b6112574664a9cc>
  - Math – Revisit Video Lesson 17, section 2, Adding to 5  
<https://www.loom.com/share/38f6dfc28ef348908c006310e37de478>

## ASSIGNMENT

- **Science, and other interesting links on our website. You can visit them to explore and learn.** Choose one of the science topics or links to study this week. Write and draw a picture to show us something you learned or thought about. You can send us a picture of your work on ClassDojo.
- **Help us improve! We welcome your feedback. What is working? What is not? Please share in any way you can.**

