

First Grade Remote Learning

June 1, 2020 - June 8, 2020

First Grade Friends, here are your lessons for this week. Try your best! Show us how smart you are and how hard you have been working. **This week, there are lessons you MUST DO and send to your teacher.** You can take a picture and send it through ClassDojo Messenger or email it to your teacher. **The MUST DO lessons will be highlighted in yellow.** You should be trying the other lessons, too!

Below are your teachers' email. If you need our help, you can send a message in ClassDojo or through email. Take care.

norgrenm@springfieldpublicschools.com

Mrs. Norgren Room 1

caseyk@springfieldpublicschools.com

Mrs. Casey - First grade ELA support

falvok@springfieldpublicschools.com

Mrs. Falvo Room 9

greenm@springfieldpublicschools.com

Ms. Green - ELL support

Reading

Chameleons are Cool video with Mrs. Norgren

<https://www.loom.com/share/4e517502ebcd4018bf4d11a505e6ea42>

<https://www.loom.com/share/f01abcb96a1140bc873f2e7fa2561624>



Part 1 - What did you learn about chameleons today that surprised you?

Or What are you wondering about chameleons?

Part 2 - What are some reasons the author gives for why chameleons are cool?

Or What was the most surprising or interesting thing that you learned about chameleons?

Write and/or draw something you learned from the story read by Mrs. Norgren.

Watch A Read Aloud story

Monday ~ Goldilocks and the Three Bears

<https://www.youtube.com/watch?v=kQgZXtCGIBI>

Tuesday ~ Julius the Baby of the World

https://www.youtube.com/watch?v=LYwvKhx_fo

Wednesday ~ The Three Little Pigs

<https://www.youtube.com/watch?v=Olo923T2HQ4>



Thursday ~ Lon Po Po

<https://www.youtube.com/watch?v=6kQM7Kolxd4>

Friday ~ Little Red Riding Hood

https://www.youtube.com/watch?v=r_akuIFFpws

Talk about the following questions with your child after listening to the story:

- Discuss the characters. (people and animals in the story)
- Discuss the setting. (Where does the story take place?)
- Discuss what happened in the **beginning**, **middle** and **end** of the story.
- Discuss the problem and solution in the story.

Writing -

Answer the following daily prompt after listening to each of the stories:

Monday - Write a sequencing story. Write what happened in the story.

Use the words first, then, next, and last.

Tuesday - How did Lilly's feeling change about Julius from the beginning of the story until the end? In the beginning, Lilly felt...

Wednesday - I would rather live in a house of _____ because _____.

Thursday & Friday Compare and contrast the two characters (Shang and Little Red Riding Hood) from the read alouds on Thursday and Friday.

<u>Shang</u>	<u>Both</u>	<u>Red Riding Hood</u>
1.	1.	1.
2.	2.	2.
3.	3.	3.

Writing MUST Do

We have been listening to Fairy Tales on You tube this week. Our writing is based on two characters from these stories.

Would you rather be Goldilocks from the story of Goldilocks and the Three Bears or the wolf from The Three Little Pigs?

I would rather be (Goldilocks or the Wolf)

A few reminders: An opinion piece of writing is your own thoughts or ideas.

Your writing is what YOU believe in and what is in your heart.

There are no right or wrong answers.

Please include: Capital letters

Finger spaces

End punctuation

Your writing needs to make sense.

Sight Word / Word Wall Words

These are the words your child has been working on for homework and in the classroom.

Each reading group has their own set of words. You can message your child's teacher to find their set. Create flashcards with those words using any type of blank paper.

You will want to go through the deck of cards with them using the following procedure: show the child the card, if they do not read the word within 5 seconds read the word to them, have them repeat the word, then spell the word and then read it again. **READ, SPELL, READ** Show the next word.

SIGHT WORD PRACTICE WITH MRS. CASEY

Here is a video to practice your sight words SIPPS WEEK 2



https://spsma-my.sharepoint.com/:v/g/personal/caseyk_springfieldpublicschools_com/EVL0CQyWD5ZDkEDv9t6X_rABi3Bjk4IymiTh6mLcwrzWxA?e=bLdxYv

Practice these words and check with your child's teacher to find their word list.


Some other activities that you can do to practice the words are:

1. Word of the Day: tape sight words written on an index card around the house. Your child should read the words as they go past them.
2. Jump to Read: write the words your child is practicing in chalk outside, spend five to ten minutes a day jumping from word to word and calling them out.
3. Concentration/Memory - make matching sets of sight word cards.
4. Shaving Cream: Spread shaving cream onto a plastic tray and write the words with your finger.
5. Tic Tac Toe: Play tic tac toe (using two sight words instead of x and o).
6. Sight Word Search: Hide two or three sight words around the house. Have your child find them (each day hide them in a new place).

Listen to your child read:

In class your child participates in a reading group, below are the links to barcodes that will allow your child to practice all their books from their reading groups.

Please message your student's teacher in ClassDojo about which set (1,2,3,4 or 5) you should be working on with your child at home!




Set 1	https://www.collaborativeclassroom.org/wp-content/uploads/2020/03/Barcodes-for-SGR-Set-1.pdf
Set 2	https://www.collaborativeclassroom.org/wp-content/uploads/2020/03/Barcodes-for-SGR-Set-2.pdf
Set 3	https://www.collaborativeclassroom.org/wp-content/uploads/2020/03/Barcodes-for-SGR-Set-3.pdf
Set 4	https://www.collaborativeclassroom.org/wp-content/uploads/2020/03/Barcodes-for-SGR-Set-4.pdf
Set 5	https://www.collaborativeclassroom.org/wp-content/uploads/2020/03/Barcodes-for-SGR-Set-5.pdf

MUST DO - Teachers are checking your i-Ready minutes! You must complete 45 minutes per week to earn credit for the fourth quarter marking period.

i-Ready Reading: 20 Minutes Daily (Directions for logging in <https://youtu.be/SelkoiVyBHY>)

- Go to
<https://students.springfieldpublicschools.com/SitePages/Applications.aspx>



- Click on
- Complete 20 minutes of reading

MUST DO - Ms. Green's students can do Imagine Learning and i-Ready during this time.



Independent Reading (Your child is familiar with this time as IDR):

Help your child read for enjoyment with a JUST RIGHT book on their level.

Too Easy	Just Right	Too Hard
<ul style="list-style-type: none">• Can read all the words• Can understand and retell the story• Reads with easy fluency	<ul style="list-style-type: none">• Can read most of the words• Struggles with fewer than five words per page• Uses strategies to figure out tricky words• Can understand and retell the story• Reads fluently	<ul style="list-style-type: none">• Cannot read many words• Does not have fluency• Cannot retell much of the story

Taken from: https://www.collaborativeclassroom.org/wp-content/uploads/2020/03/IDR-Support-for-Parents_PL-4017.pdf



[This Photo](#) by Unknown Author is licensed under [CC BY-ND](#)



Math

MUST DO

Watch the Math video and complete the four problems

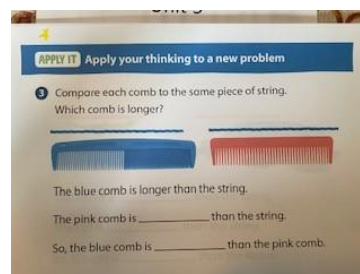
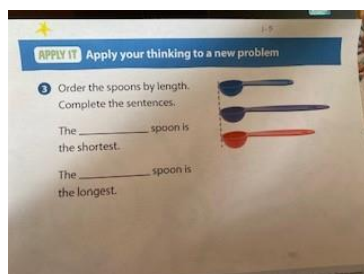
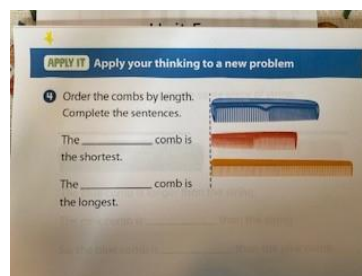

https://youtu.be/Nrc_BK VX29M

Complete the MUST DO problems at the end of the math video.



[This Photo](#)

Send a picture of your completed work to your teacher in a ClassDojo message or in an email.
Show us your work.



Look for things in your house you can measure with objects. Think about the words we used in the video.

shorter shortest longer longest

Practicing adding and subtracting ~

$10 + 5 =$

$16 - 7 =$

$4 + 6 =$

$13 - 5 =$

$12 + 4 =$

$17 - 8 =$

Try different strategies and send in a picture to your teacher through ClassDojo.


Fluency Practice -

- factmonster.com
- Xtramath.org

i-Ready Math MUST DO - Teachers are checking your i-Ready minutes! You must complete 45 minutes per week to earn credit for the fourth quarter marking period.

Directions for logging in <https://youtu.be/SelkoiVyBHY>

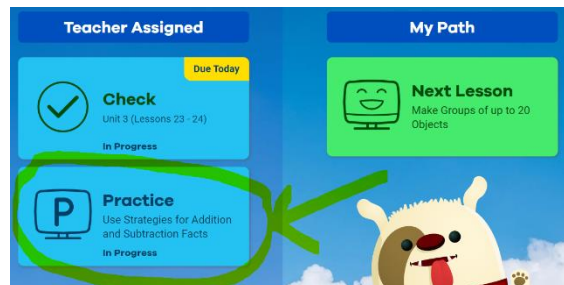
Go to <https://students.springfieldpublicschools.com/SitePages/Applications.aspx>



- Click on

Lesson/Practice: **BLUE BOX**

- Log into i-Ready - choose Math
Directions for logging in <https://youtu.be/SelkoiVyBHY>

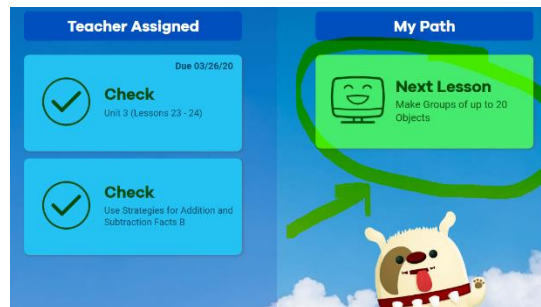


My Path: **GREEN BOX**



Bookshelf

- Complete lessons under My Path - 3 times a day for 15 minutes each day.



Math in the World:

- Talk about math throughout the day.
- For example:
 - Count the stairs as you walk up and down.
 - Point out shapes around you. For example, a stop sign is an octagon.
 - Count your toys as you put them away.
 - Set a timer on your phone and talk about the amount of time that has passed.

Science – **MUST DO**

Watch the video <https://youtu.be/Zycl9Kbt87Y>

Draw a picture of a piece of fruit or a vegetable and label where you found the seeds.



[This Photo](#) by
Unknown Author is