First Grade Remote Learning April 13 – April 17

Welcome to remote learning. This is work for you to enjoy and practice at home. Try your best. Show your families how smart you are and what a hard worker you are. These activities can be done throughout the week. Just do a little bit each day. Enjoy!

These are your teachers' email. If you need our help you can send a message in ClassDojo or in an email. Take care.

norgrenm@springfieldpublicschools.com	Mrs. Norgren Room 1
caseyk@springfieldpublicschools.com	Mrs. Casey - First grade ELA support
falvok@springfieldpublicschools.com	Mrs. Falvo Room9
greenm@springfieldpublicschools.com	Ms. Green - ELL support

Reading Watch A **Read Aloud** Story

Monday ~ Carmela Full of Wishes

https://www.youtube.com/watch?v=7SttBeIOKhs

Tuesday ~ When Grandma Gives You A Lesson Tree

https://www.youtube.com/watch?v=xGy2oeXVeUE

Wednesday ~ Dear Dragon

https://www.youtube.com/watch?v=cuACa9PwPOQ

Thursday ~I was So Mad

https://www.youtube.com/watch?v=xec0MvTNegc

Friday ~ Truman

https://www.youtube.com/watch?v=rw88hhKuVNE

Talk about the following questions with your child after listening to the story:

- Discuss the characters. (people and animals in the story)
- Discuss the setting. (Where does the story take place?)
- Discuss what happened in the **beginning**, **middle** and **end** of the story.
- Discuss the problem and solution in the story.

Writing - Answer the following daily prompt after listening to the story:



Monday - If you had a wish what would it be?

Tuesday – What would you buy after the lemonade stand?

Wednesday – Write a letter to your teacher.

Thursday – I was so mad when …

Friday – What would you do with your pet turtle?

Sight Word / Word Wall Words

These are the words your child has been working on for homework and in the classroom.

Each reading group has their own set of words. You can message your child's teacher to find their set. Create flashcards with those words using any type of blank paper.

You will want to go through the deck of cards with them using the following procedure: show the child the card, if they do not read the word within 5 seconds read the word to them, have them repeat the word, then spell the word and then read it again. **READ, SPELL, READ** Show the next word.

Some other activities that you can do to practice the words are:

1. Word of the Day: tape sight words written on an index card around the house. Your child should read the words as they go past them.
2. Jump to Read: write the words your child is practicing in chalk outside, spend five to ten minutes a day jumping from word to word and calling them out.
3. Concentration/Memory - make matching sets of sight word cards.
4. Shaving Cream: Spread shaving cream onto a plastic tray and write the words with your finger.
5. Tic Tac Toe: Play tic tac toe (using two sight words instead of x and o).
6. Sight Word Search: Hide two or three sight words around the house. Have your child find them (each day hide them in a new place).
7. Note of the Day: Each day write your child a short note (1-3 sentences). Include the words they are practicing. Ask them to circle those words in crayon.
8. Sight Word Detective: look for sight words in your favorite story each night.

Listen to your child read:

In class your child participates in a reading group, below are the links to barcodes that will allow your child to practice all their books from their reading groups.

Please message your student's teacher in ClassDojo about which set (1,2,3,4 or 5) you should be working on with your child at home!

Set 1	https://www.collaborativeclassroom.org/wp-content/uploads/2020/03/Barcodes-for-SGR-Set-1.pdf
Set 2	https://www.collaborativeclassroom.org/wp-content/uploads/2020/03/Barcodes-for-SGR-Set-2.pdf
Set 3	https://www.collaborativeclassroom.org/wp-content/uploads/2020/03/Barcodes-for-SGR-Set-3.pdf
Set 4	https://www.collaborativeclassroom.org/wp-content/uploads/2020/03/Barcodes-for-SGR-Set-4.pdf
Set 5	https://www.collaborativeclassroom.org/wp-content/uploads/2020/03/Barcodes-for-SGR-Set-5.pdf

While you listen to your child read, help them with words they don't know using the following chart:

i-Ready Reading: 20 Minutes Daily (Directions for logging in https://youtu.be/SelkoiVyBHY)

- Go to https://students.springfieldpublicschools.com/SitePages/Applications.aspx
- Click on 

- Complete 20 minutes of reading

Ms. Green's students can do Imagine Learning and i-Ready during this time.

Independent Reading *(Your child is familiar with this time as IDR):*

Help your child read for enjoyment with a JUST RIGHT book on their level.

Too Easy	Just Right	Too Hard
• Can read all the words • Can understand and retell the story • Reads with easy fluency	• Can read most of the words • Struggles with fewer than five words per page • Uses strategies to figure out tricky words • Can understand and retell the story • Reads fluently	• Cannot read many words • Does not have fluency • Cannot retell much of the story

Taken from: https://www.collaborativeclassroom.org/wp-content/uploads/2020/03/IDR-Support-for-Parents_PL-4017.pdf

Math

Practice addition and subtraction facts through 10

<u>Try to use different strategies each time</u>

- Make a TENS FRAME
  Use pennies, Legos, dry cereal

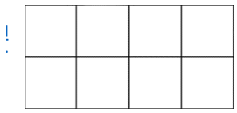

- Draw a picture to solve



- Make flash cards

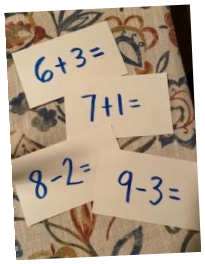

- factmonster.com
- Xtramath.org

i-Ready Math

Directions for logging in https://youtu.be/SelkoiVyBHY

Go to https://students.springfieldpublicschools.com/SitePages/Applications.aspx

- *Click on* 

Lesson/Practice: BLUE BOX

- Log into i-Ready - choose Math
  Directions for logging in https://youtu.be/SelkoiVyBHY

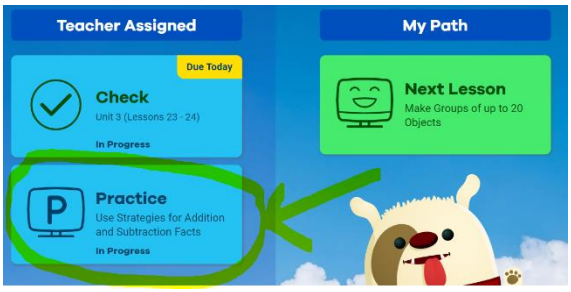

My Path: GREEN BOX

- Complete lessons under My Path – 3 times a day for 15 minutes each day.



Math in the World:

- Talk about math throughout the day.
- For example:
    - Count the stairs as you walk up and down.
    - Point out shapes around you. For example, a stop sign is an octagon.
    - Count your toys as you put them away.
    - Set a timer on your phone and talk about the amount of time that has passed.

Science – Scholastic News is free online

Please follow daily instructions.
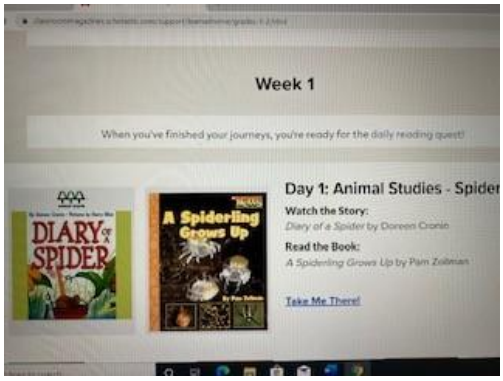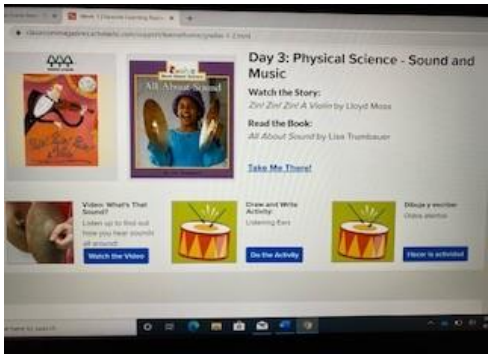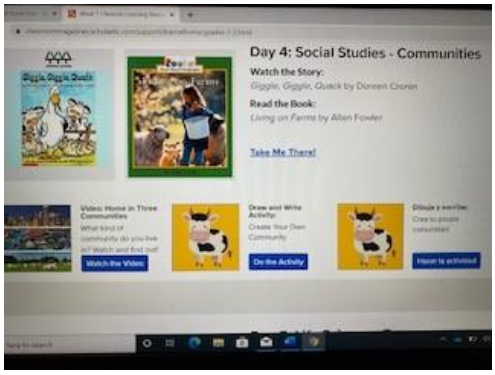
https://classroommagazines.scholastic.com/support/learnathome/grades-1-2.html