

Kensington International School Remote Learning- April 6-10


Hello Families and Students!! We hope you are all doing well and miss you very much! The work below are assignments that you may work on each day, or throughout the week to keep your learning and skills strong. These tasks will help prepare you for Middle School next year!! Please keep in touch through either class dojo or school email.

Student emails can be found in the Office 365-Outlook application on the SPS website. Your email address is your lunch number with @springfieldpublicschools.com.

Ms. Greene: [greenec@springfieldpublicschools.com](mailto:greenec@springfieldpublicschools.com)

Ms. Chisholm: [chisholmm@springfieldpublicschools.com](mailto:chisholmm@springfieldpublicschools.com)

Reading

	<u>Monday</u>	<u>Tuesday</u>	<u>Wednesday</u>	<u>Thursday</u>	<u>Friday</u>
Lesson	<p>Read through the current issue of the scholastic magazine "Stolen Gold" online. Answer the discussion questions on Unified Classroom (Class Pages → Scholastic).</p> <p>Here is the link: <a href="https://sn56.scholastic.com/home-page-logged-out.html">https://sn56.scholastic.com/home-page-logged-out.html</a></p> <p>Class code: lookfog5042</p>	<p>Create KWL chart about immigration.</p> <p>Fill out the <b>Know</b> and <b>Want to Know</b> columns before you read the book. Fill out the last column (<b>Learned</b>) with information you learned from the book. <a href="http://www.getepic.com/students">www.getepic.com/students</a> Class code: veu6591 Click on your name</p> <p>The book "Landing at Ellis Island" has been assigned to you. It should pop up when you log in. If it doesn't, click "My Mailbox" in the top blue bar.</p> 	<p>Read "The Chicken Pen" article found on Readworks and answer the questions.</p> <p>Class code (purple group): <b>CJNF3B</b></p> <p>Class code (blue group): <b>NAAXCU</b></p>	<p>Listen to "The Junkyard Wonders" by Patricia Polacco. <a href="https://www.youtube.com/watch?v=KH21cQO0yTY">https://www.youtube.com/watch?v=KH21cQO0yTY</a></p> <p>Answer the following questions about story elements:</p> <p>Who are the main characters?</p> <p>What is a conflict or problem the character is facing?</p> <p>How does the character change throughout the story?</p> <p>What is theme of the story?</p>	<p>Read "Dangerous Storms" on Readworks and complete the short answer questions.</p> <p>Class code (purple group): <b>CJNF3B</b></p> <p>Class code (blue group): <b>NAAXCU</b></p>

Word Work	<b>Picture Dictionary</b> Pick 4 of the words below and draw a picture and write a sentence to go with the word.	<b>Same &amp; Different</b> Divide a piece of paper into 3 columns. Write the 6 vocabulary words down the middle.  Write one synonym and one antonym for each word.	<b>Present It</b> Make a powerpoint with this week's vocabulary.  Each vocabulary word should have their own slide.  Each slide should include the definition of the word and three pictures to go with it.	<b>Vocabulary Story</b> Write a story using all six vocabulary words.  You story must make sense - but don't forget to use your imagination!	<b>Study It!</b> Make flash cards with this week's vocabulary words. Write the word on the front and the definition on the back.  You can use index cards or cut up a piece of paper into six squares!  Study the flash cards.
Independent Reading/ i-Ready	Read independently for 20 minutes	i-Ready for 20 minutes	Read independently for 20 minutes	i-Ready for 20 minutes	Read independently for 20 minutes

## Week 1 Words

### clamor

*Clamor* means "demand or ask for something loudly."

### pandemonium

*Pandemonium* means "chaos or confusion."

### towering

*Towering* means "very tall."

### memento

A *memento* is "something given or kept as a reminder of a person, place, or experience."

### reassure

When you reassure someone, you make the person feel less worried. You calm the person and give the person courage or confidence.

### tattered

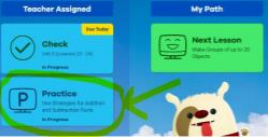
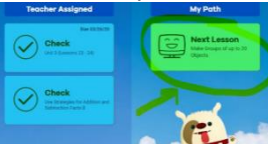
*Tattered* means "torn and ragged."

## Writing

	<u>Monday</u>	<u>Tuesday</u>	<u>Wednesday</u>	<u>Thursday</u>	<u>Friday</u>
Writing (20 minutes)  *Can be typed or hand written*	Write a journal entry about what you have done the past few weeks while at home. <ul style="list-style-type: none"><li>• What is one thing you have done for fun?</li><li>• What is one thing you miss about school?</li><li>• How are you feeling about being away from school and what is going on in the world?</li><li>• What are you thankful for?</li></ul>	Write an essay describing a dream vacation! <ul style="list-style-type: none"><li>• Where would you go?</li><li>• Who would you go with?</li><li>• What activities would you do on the vacation?</li><li>• What might you eat?</li></ul> *Feel free to research your dream vacation on the internet to learn more about it*	Write about the funniest thing that has happened to you. <ul style="list-style-type: none"><li>• What happened?</li><li>• How old were you?</li><li>• Why was it so funny?</li></ul>	Write an essay about one thing you could do to make the world a better place. <ul style="list-style-type: none"><li>• What would you do?</li><li>• How would you do it?</li><li>• What things would you need to accomplish this?</li></ul>	Make 2-3 cards for family members or friends. In the card write what you like about the person and why you are thankful for them. You can include a favorite memory as well! Be creative!

## Math

Complete the following assignments throughout the week!

<p>Fluency/Flash Cards</p>	<p><a href="https://www.reflexmath.com/">https://www.reflexmath.com/</a>  <b>Login</b> is the same as i-Ready</p> <ul style="list-style-type: none"> <li>Work on Reflex Math for <b>10-15 minutes per day</b> to practice math facts!</li> </ul> <p>For some more practice you may use these, too!  <a href="https://www.factmonster.com/math/flashcard?op[0]=multiplication&amp;level=1">https://www.factmonster.com/math/flashcard?op[0]=multiplication&amp;level=1</a>  <a href="https://www.factmonster.com/math/flashcard?op[0]=division&amp;level=1">https://www.factmonster.com/math/flashcard?op[0]=division&amp;level=1</a></p>
<p>Problem of the Day</p>	<p>Solve the problem &amp; check your answer <b>every day</b>!!  <a href="https://www.mathopolis.com/questions/day.php?y=5#ans">https://www.mathopolis.com/questions/day.php?y=5#ans</a></p>
<p>Lesson</p> 	<p>Complete the following lessons throughout the week and then take the comprehension check!</p> <ul style="list-style-type: none"> <li>Go to  <a href="https://students.springfieldpublicschools.com/SitePages/Applications.aspx">https://students.springfieldpublicschools.com/SitePages/Applications.aspx</a></li> <li>Click on the i-Ready Icon</li> <li>Log into i-Ready – Choose Math (Directions for Logging in -  <a href="https://www.youtube.com/watch?v=SelkoiVyBHY&amp;feature=youtu.be">https://www.youtube.com/watch?v=SelkoiVyBHY&amp;feature=youtu.be</a> )</li> <li>Complete the Teacher Assigned Lessons for the week</li> <li>Complete the Comprehension Check under Teacher Assigned Lessons <b>after</b> you complete the Practice Assignments!</li> </ul>
<p>i-Ready Path</p> 	<p>Work on your “My Path” lessons for a total of 45 minutes <b>weekly</b></p>

**Science/Social Studies**

	<b><u>Monday</u></b>	<b><u>Tuesday</u></b>	<b><u>Wednesday</u></b>	<b><u>Thursday</u></b>	<b><u>Friday</u></b>
StemScopes/ Discovery Ed /Online Videos/Various Resources	<b>Social Studies</b> Visit the History View Virtual Tour site and choose a site in the Unites States to explore. Go to <a href="https://historyview.org/">https://historyview.org/</a> Click on US History Locations Choose a site from the map Answer the questions below and email them to Ms. Greene! <ol style="list-style-type: none"><li>1. Which historic site did you choose and why?</li><li>2. What does the site show?</li><li>3. What did you find the most interesting?</li><li>4. What did you learn about American history that you can share?</li></ol>		<b>Science</b> Watch the video below on the moon and its phases! <a href="https://www.generationgenius.com/videolessons/moon-phases-video-for-kids/?shared=87F01">https://www.generationgenius.com/videolessons/moon-phases-video-for-kids/?shared=87F01</a> <ul style="list-style-type: none"><li>• Review the vocabulary</li><li>• Read the article under “Reading Material”</li><li>• Answer the questions and email them to Ms. Greene!</li></ul> Stemscopes: (in the Student App Page) Watch the videos below and answer the questions (please be sure to submit only when you are completely done answering the questions!): <ul style="list-style-type: none"><li>• Content Connections Video – Motion of the Sun</li><li>• Content Connections Video – Patterns on Earth</li></ul>		