

Kindergarten Remote Learning



Lessons for April 13, 2020 – April 17, 2020

Teacher Emails

Room 5	Miss McMaster	mcmasterd@springfieldpublicschools.com
ELL	Mr. Douglas	douglasr@springfieldpublicschools.com
Room 7	Miss Krok	kroke@springfieldpublicschools.com

Hello students and families!

Welcome to week 2 of remote learning from home. The work below can be done throughout the week. The activities follow parts of our daily schedule. Some families want a routine that they can follow at home each day. **You know your child and family's needs best, so please use whatever is helpful to you. What's important is everyone be safe, healthy, and have opportunities for meaningful learning.** Please contact us with any questions, comments, concerns, accomplishments, or just to say hello. If you have difficulties please let us know, so we can help. You can reach us through ClassDojo or email. **The district suggests 3 to 4 hours of learning each day. These are the activities that are the most important. Work on a little at a time and keep going!**

This Week's Learning Goals:



- **Continue** to use the routines we introduced last week. Complete i-Ready reading and math, take movement breaks, get exercise, use your calming strategies, and stay safe & healthy.
- **New Routines for Reading**– Starting this week, we want you to build new activities into your daily reading routine. We will send you lessons for read aloud, independent reading, writing & word work.
- **New ELL information for Mr. Douglas's group** – Information is highlighted in yellow under word work.

- **New Routines for Math** - Starting this week, we want you to build new activities into your daily math routine. We will send you lessons for adding math facts up to 5, counting to 100, and suggestions for math games.
- **We welcome your feedback. Please share in any way you can.**

Daily Reading Goals:



- Read & talk about 2 texts with someone and then explore activities using Scholastic Learn at Home online. **We will start week 1 activities on Monday April 13, 2020.**



- Write about one of the books you read.
- Read independently for about 10 minutes using books from home or Literacy Pro online.
- Practice 2 to 5 new sight words each week and continue to review the words you already know. Choose a way to practice your words. Many suggestions are offered below.



- Complete 20 minutes of **i-Ready Reading lessons** online.

Daily Math Goals:



- Practice addition facts up to 5.
- Practice and play games while counting to 100.
- Complete 20 minutes of **i-Ready math (My Path) lesson** online
- Complete **i-Ready Math Teacher Assigned Lesson** and/or do math related activities that build your understanding of numbers.

Daily Goals to Stay Healthy:



- Get up, get dressed, brush your teeth, and eat breakfast just like when you go to school.



- Focus on learning during learning time and take brain breaks between activities. Try some of the movement songs on the link posted below.
- Notice your feelings and stress levels so you can use your strategies to relax.
- Get exercise. If possible, go outdoors: play, walk... but always be safe.
- Set time limits for playing with toys, coloring, napping, and television/video games so you can get all your work done.
- Complete chores, eat healthy meals, and go to bed on time so you can get up tomorrow and be ready to learn!

Links & details
Everything you need to know
Do a little at time



School Home Behavior Expectations

We modified our school expectations to include your home. The children are familiar with these expectations. Use them if it is helpful. <..\RC & PBIS - Classroom Management\Visuals reminders and displays\Home School Behavior PBIS Pre K - 1.doc> M job is <..\RC & PBIS - Classroom Management\Visuals reminders and displays\My job is to... chart.pdf>

Mindfulness

First, take a breath & get ready for the day!

Notice your feelings and stress levels. We are beginning to learn how to control our brain. Sometimes it's hard, but it's very important to know when we have strong feelings so we can calm ourselves, talk to someone, and try strategies to feel better. This is a stressful time filled with change. Our classroom visited the Mind Yeti website every day. Here is a link to some other videos that may be helpful. Select the whole link, right click, select open hyperlink or go to..., then select play in the upper right corner, and click on a video to play.

<https://sway.office.com/nP9bPKybpINi5cuF?ref=Link>



Learning Breaks - Get Up & Get Moving

Remember to take movement breaks so your body and brain can work better. Try some of these videos. They are our class favorites. Select the whole link, right click, select open hyperlink or go to..., then select play in the upper right corner, and click on a video to play.

<https://sway.office.com/k9SgjFZj10UOp4Vf?ref=Link>



Read Aloud

Go to <https://classroommagazines.scholastic.com/support/learnathome/grades-prek-k.html>

Scholastic Learn at Home online stories and listen to the stories. New stories are posted each day. After you read a text, you will find activities that relate to the story on the left side of the page as well as across the bottom. Each day includes two different kinds of texts. **We will start read aloud activities the week of April 13, 2020 to April 17, 2020.**

- Week 1, day 1 activities, Monday, April 13, 2020
- Week 1, day 2 activities, Tuesday, April 14, 2020
- Week 1, day 3 activities, Wednesday, April 15, 2020
- Week 1, day 4 activities, Thursday, April 16, 2020
- Week 1, day 5 activities, Friday, April 17, 2020



Day 1: Animal Studie:
- Rabbits

Watch the Story:
Morris's Disappearing Bag by Rosemary Wells

Read the Book:
Rabbits by Hollie Endres



Video: Rabbit Roundup
From how they grow to



Movement and Measurement Activity:
How Many Jumps?



Actividad de movimiento y medición:

Talk about the stories

- Which book is a story? Who are the characters (people), where is the setting (place the story happens), what happens and why?
- Which book is written to help us learn about something real in the world? What did you learn? How do you know the book is an informational text?



Writing

Think about today's read aloud books. Write about something you thought about while reading the books; something you liked/disliked; or something you learned. The stories will focus on a different topic each day. **We are working on week 1 texts and topics.**

- Day 1 Animal Study Rabbits Monday, April 13, 2020
- Day 2 Living Things Plants Tuesday, April 14, 2020
- Day 3 Life Cycle Animal Babies Wednesday, April 15, 2020
- Day 4 Earth and Space the Moon Thursday, April 16, 2020
- Day 5 Seasons Spring Friday, April 17, 2020

Remember to include a picture with your drawing along with details and sentences to show your thinking. Sentences should start with an uppercase letter, words separated by spaces and have ending marks. Try to sound words out using your strategies (an alphabet board or your arm). Try your best!

Some extra ways your child can practice writing:

- Ask students to write about their day.
- Ask students to write about books they are reading.
- Encourage your child to write everyday items:
 - Grocery lists
 - Things to do today
 - Letter to _____
 - A persuasive letter to you explaining why they need more time for any activity they want to do (for example, online games or TV)



Independent Reading (At school we call this IDR)

There are three ways to read a book. You can read the words, read the pictures, and remember books you have previously read. This means everyone in kindergarten can read. Our goal is for kindergarteners to read quietly for at least 10 minutes every day. You can use actual books from your house or the access e-books from Literacy Pro, the link below.

https://clever.com/oauth/instant-login?client_id=9e3ffb2f05418b8ed16f&district_id=504749ec9eae523827013c8b&skip=1&specify_auth=ldap

If needed, use Access Code: F9KW24G

Word Work



Sight Word Lists – All Kindergarten children are expected to be able to quickly and accurately read 31 sight words. Every child learns these words at his/her own pace. Here is how we grow the skill: please contact your child's teacher if you are unsure which list you should work on. Copies of the lists are included at the end of this document.

- ✓ First Goal – I can read 15 words
- ✓ Need to know by June Goal – I can read the 33 kindergarten sight words
- ✓ Being a Reader word lists
- ✓ Next steps – I can read 50, 100, 100+ words

Learn Your Sight Words:

Select 2 to 5 new words each week from the kindergarten sight word list or the list you have been working on. Create flashcards using any type of blank paper. You will want to practice using the following procedure: show the child the card, if they do not read the word within 5 seconds read the word to them, have them repeat the word, then spell the word and then read it again. **READ, SPELL, READ AGAIN** Show the next word. Remember to review the words you already know!

Some other activities that you can do to practice your sight words:

- ✚ Word of the Day: tape sight words written on an index card around the house. Your child should read the words as they go past them.
- ✚ Jump to Read: write the words your child is practicing in chalk outside, spend five to ten minutes a day jumping from word to word and calling them out.
- ✚ Eat the Words: write this weeks' sight words in whipped cream or frosting, eat one word treat a day (after reading it aloud, of course).
- ✚ Concentration: Play concentration with matching sets of sight word cards.
- ✚ Shaving Cream: Spread shaving cream onto a plastic tray and write the words with your finger.
- ✚ Tic Tac Toe: Play tic tac toe (using two sight words instead of x and o).
- ✚ Sight Word Search: Hide two or three sight words around the house (written on a post it). Have your child find them (each day hide them in a new place).
- ✚ Note of the Day: Each day write your child a short note (1-3 sentences). Include the words they are practicing. Ask them to circle those words in crayon.
- ✚ Memory: create pairs of sight words and play Memory.
- ✚ Sight Word Detective: look for focus words in your favorite story each night.

Mr. Douglas's Group

Add these vocabulary practice exercises to the remainder of the learning activities here.

Letter Mm Vocabulary <https://www.youtube.com/watch?v=WFMI-cV9sq8>

Letter Mm Vocabulary with Hands <https://www.youtube.com/watch?v=R1oW90Ei1iA>

Letter Ss Vocabulary <https://www.youtube.com/watch?v=IaFlt1TjM-k>

Letter Ss Vocabulary with Hands <https://www.youtube.com/watch?v=h28NzLw649w>

Letter Ff Vocabulary https://www.youtube.com/watch?v=LWMED_3Nvig

Online videos to learn your sight words:

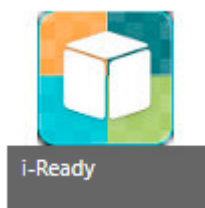
Open the link below, press play in the upper right-hand corner, and click on a video to play. As you scroll to the right, the sight words get harder and the list of words gets longer. Many children are working to build basic sight words and will likely benefit from the beginning slides. Children who know 50+ words may enjoy the challenge of harder words. We have also included a few videos that our class uses during lunch time. They are longer but the kids enjoy them. The first slide in this presentation is a fun activity. Opening the link on the slide will bring you to new webpage. It is a class webpage called Mrs. Bohler's resources. She made power point presentations that help you practice your sight words.

<https://sway.office.com/TqCOQCUNaAOE1Erf?ref=Link>

i-Ready Reading: 20 Minutes Daily



- Go to <https://students.springfieldpublicschools.com/SitePages/Applications.aspx>



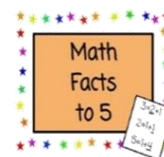
- Click on
- Complete at least 20 minutes of reading lessons

Math:



Counting

Practice counting to 100 by ones and tens. You can use the 100's chart at the bottom of this document or just count out loud. You can also use the chart to play games like guess my number, find the number... or have someone cover a number and you must figure out the missing number.



Addition


Students should practice addition facts up to 5. Use your fingers, tallies, drawings, numbers, mental math or things like crayons to represent addition facts.

(0+1, 0+2, 0+3, 0+4, 0+5, 1+0, 1+1, 1+2, 1+3, 1+4, 2+0, 2+1, 2+2, 2+3, 3+0, 3+1, 3+2, 4+0, 4+1, 5+0)


Song to practice your math facts

<https://www.youtube.com/watch?v=NhbcEbv2Qn4>

i-Ready Math:

- ❖ Go to <https://students.springfieldpublicschools.com/SitePages/Ap> 
- ❖ There are two types of math lessons to complete.

- ❖ One lesson is from the My Path option
- ❖ The other lesson is Teacher Assigned practice




Math Lesson/Practice:

Work on teacher assigned math practice and/or other math related activities

- ❖ Teacher assigned math practice
Log into i-Ready - Choose Math Practice
Reviewing numbers to ten

- ❖ Math in the Real World: Talk about math throughout the day. For example:

- Count the stairs as you walk up and down.
- Point out shapes around you (A stop sign is an octagon)
- Count your toys as you put them away.
- Set a timer on your phone and talk about the time as it passes.



- ❖ Use numbers and counting: Count items found in your house, practice writing numbers, play card games, or play *Who Has More?* using a deck of cards. Websites such as i-Ready, PBSkids.com, starfall.com, and abcy.com all have math related games to build and practice math skills.

Resources

Follow the links below or look on the following pages to find any needed resources.

- ❖ Classroom Rules [..\RC & PBIS - Classroom Management\Visuals reminders and displays\Classroom Behavior PBIS Pre K - 1.doc](#)
- ❖ One hundred's chart [..\Resources ELA & Writing\Writing Resource Notebook-folder\100 chart with rebus.pdf](#) 9 ***(There is a copy at the end of the document.)***
- ❖ First Goal – I can read 15 words English version [help for hf words.docx](#) Spanish version [help for hf words in spanish.docx](#)
- ❖ Need to know by June Goal – I can read the 33 kindergarten sight words [..\High frequency words\ELA KLA hf words.pdf](#)
- ❖ Ways to build sight words [..\High frequency words\Activities to Practice Sight Words 1.docx](#)
- ❖ Next steps – I can read 50, 100, 100+ words [..\High frequency words\Sight Words Grade K-3.docx](#)

- ❖ **Coming Soon - Cool links to visit the world from home**



100 Chart



1

2

3

4

5

6

7

8

9

10



11

12

13

14

15

16

17

18

19

20



21

22

23

24

25

26

27

28

29

30



31

32

33

34

35

36

37

38

39

40



41

42

43

44

45

46

47

48

49

50



51

52

53

54

55

56

57

58

59

60



61

62

63

64

65

66

67

68

69

70



71

72

73

74

75

76

77

78

79

80



81

82

83

84

85

86

87

88

89

90



91

92

93

94

95

96

97

98

99

100